

CLASSIC-CRAFT DOOR SYSTEMS



**CLASSIC-CRAFT
DOOR STYLE: CC59
WITH CC2279SL SIDELITES
AND CC060T TRANSOM**

No! It's not wood.
Even close up,
you'll be pleasantly
surprised.

Simply The Best

The Therma-Tru Classic-Craft door gives you all the premium touches you'd expect in the finest wood doors:

- A rich, natural, **red oak grain**
- Deeply **detailed panels** that produce dramatic shadow lines
- Full mortised **brass hinges**
- Solid oak square edges
- Superior **oak adjustable sill**
- Custom look finishing choices
- 4 distinctive panel designs and a wide variety of decorative glass options

All this beauty comes with a level of performance others simply can't offer.

Durable

The Classic-Craft entry door with a durable, compression molded composite surface won't dent, crack, split or splinter. **It resists shrinking and swelling with temperature changes** allowing the finish to last three times longer than on a wood door.

Energy-Efficient

A **solid polyurethane foam core** offers five times greater insulation value than wood doors. Plus, a wide wood lock stile extends the full length of the door, adding weight and stability.

Warranty

The complete Classic-Craft entry door system gives the homeowner a **lifetime limited warranty** for as long as they own the home. To obtain a copy of the Classic-Craft door system warranty, contact your local Bradco sales representative.

A close look at Classic-Craft entry door systems shows why builders and contractors from across the country have chosen Therma-Tru as the leading brand of insulated entry doors.

FIBER-CLASSIC DOOR SYSTEMS

Beauty That Endures

Far Superior to Wood, Yet Priced Comparably Less

All doors used to be made of wood because people like the warm, rich look of wood. However, they disliked wood's drawbacks...warping due to humidity, cracking because of the heat, splitting in extreme cold and splintering over time.


Durable and Energy-Efficient

The patented Fiber-Classic door provides the look and feel of wood without wood's disadvantages. Therma-Tru's superior fiberglass technology takes the best qualities of wood and improves upon them.

The Fiber-Classic door:

- Resists damage — **no splitting, cracking or warping like wood**
- **Insulates five times better than wood doors** due to its solid polyurethane foam core
- **Stains to look just like wood** and the **finish lasts three times longer.**

Create custom doors by choosing from various panel styles available and combining them with over one hundred doorlite choices, including matching sidelites and transoms.



LIMITED
Lifetime
Warranty

**FIBER-CLASSIC
DOOR STYLE: 1902
WITH 1902SL SIDELITES**

Warranty

All Fiber-Classic door systems gives the homeowner a **lifetime limited warranty** for as long as they own the home. To obtain a copy of the Fiber-Classic door system warranty, contact your local Bradco sales representative.

SMOOTH-STAR DOOR SYSTEMS



LIMITED
20-Year
Warranty

TWICE AS LONG
AS STEEL

**SMOOTH-STAR
DOOR STYLE:
S210 WITH S930SL
SIDELITES**

Smooth-Star

The Steel-Beater Fiberglass Door™

Distinctive panel detail creates dramatic shadow lines while stile and rail lines set **Smooth-Star** fiberglass doors apart from embossed steel doors.

No Cracking, Splitting, Rusting, Denting or Warping

But looks aren't everything! Therma-Tru's new Smooth-Star door is warm to the touch, not icy cold in the winter or sizzling hot from sun exposure.

Proven fiberglass technology keeps the Smooth-Star door from cracking, splitting or warping in any weather.

Eliminates Time & Money in Repairing Dents

They just won't dent! Hit Smooth-Star doors with a hammer or run into them with a ladder — their tough fiberglass surface stays smooth during construction — no need for a dunnage door.

No call backs! Proven fiberglass durability means no chance of rust.

And Smooth-Star doors are made to stay that way well after they're installed. Extensive testing proves that Smooth-Star doors will stay smooth through years of day-to-day traffic.

Twice the Warranty of Steel Doors

Therma-Tru's complete door systems are the number one choice of builders across the country. They're designed, engineered and manufactured to work together for total performance.

New Smooth-Star doors are part of Therma-Tru's complete door system and come with **twice the warranty of steel doors** — Smooth-Star doors are backed by a 20-year limited warranty for the original homeowner. To obtain a copy of the Smooth-Star door system warranty, contact your local Bradco sales representative.

PROFILE STEEL DOOR SYSTEMS

State of the Art

Insulated Steel Doors

Thanks to Therma-Tru, steel entry door systems are nearly maintenance-free and have none of the disadvantages of wood. Profile Steel entry doors feature:

- High Definition Panel
- A tough, semi-gloss white primer factory-applied to the door
- Optional white vinyl-clad jambs
- Optional solid, white vinyl brickmould
- White or bronze weatherstripping

Security

The Profile Steel entry door is constructed of durable **24-gauge galvanized steel** and has a wood lockblock for the secure mounting of the handleset hardware. Our proprietary **security strike plate** strengthens the entire door system for increased security and peace of mind.

Energy Efficiency

Therma-Tru Profile Steel door systems completely seal the entryway, eliminating the transfer of heat and cold. A solid polyurethane foam core provides **five times the insulating value of comparable wood doors** and almost double the R-Value of most polystyrene core steel doors.

Warranty

Therma-Tru's Profile Steel door systems are backed by a **10-year limited warranty**. It's the long-lasting entry door system that can't be beat. To obtain a copy of the Premium Steel system warranty, write or contact your local Bradco sales representative.



LIMITED
10-Year
Warranty

**PROFILE STEEL
DOOR STYLE:
316 WITH
316SL SIDELITES**

CLASSIC-CRAFT



**MODEL
#CC59**

CLASSIC-CRAFT



**MODEL
#CC39**

CLASSIC-CRAFT



**MODEL
#CC45**

CLASSIC-CRAFT




**MODEL
#CC29**

CLASSIC-CRAFT




**MODEL
#CC26**

FIBER-CLASSIC




**MODEL
#FC45**

FIBER-CLASSIC



**MODEL
#FC21**

FIBER-CLASSIC



**MODEL
#FC19**

FIBER-CLASSIC



**MODEL
#FC67**

